

# 4G/5G Bracket Antenna

## B4BE(W)-6-60



- Cost Effective 2G/3G/4G/5G antenna solution
- Wall, Mast or Cabinet/Enclosure Mount
- Integrated Coaxial Cable
- Also Available with White Cover (B4BEW-6-60)

The B4BE(W)-6-60 antenna is a cost effective omni-directional broad band antenna range for 4G/3G/2G and 5G devices. It covers 617-960/1710-6000MHz and is suitable for external or internal installation.

The mounting bracket enables simple wall/panel mounting using the supplied screws & wall plugs or mast mounting using a pipe clip or cable ties (not supplied).

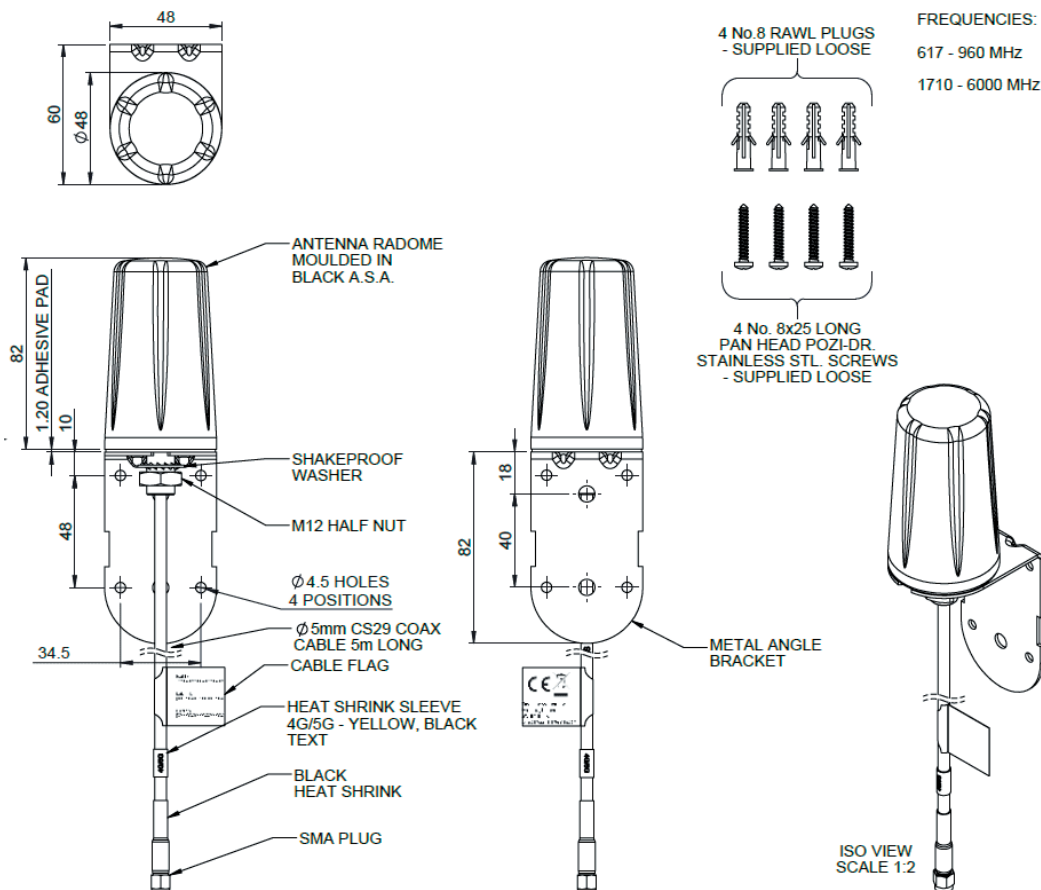
The omni-directional radiation pattern allows easy placement of the antenna in an elevated position, without requiring directional alignment.

The B4BE(W)6-60 antenna is supplied with an integrated ultra-low loss CS29 coaxial cable, of various lengths, fitted SMA plug. Other connectors are available.

This antenna is an ideal solution for IoT use in industrial and domestic environments for cellular modems/routers and Machine to Machine (M2M) wireless connectivity applications.

### Technical Drawing

B4BE-6-60-5SP Shown



# 4G/5G Bracket Antenna

## B4BE(W)-6-60

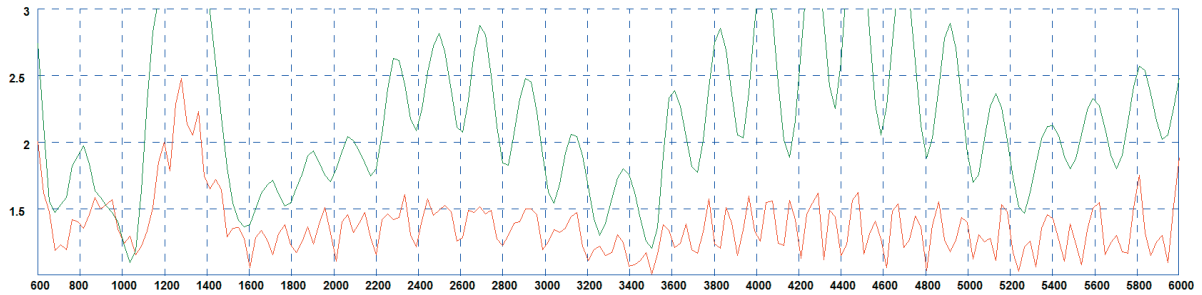
### Product Data

Part No.		B4BE(W)-6-60-05SP	B4BE(W)6-60-2SP	B4BE(W)-6-60-5SP
<b>Electrical Data</b>				
Frequency Range (MHz)		617-960 / 1710-6000		
Operational Band		2G / 3G / 4G / 5G		
Peak Realised Gain: Isotropic*	617-960MHz	2dBi		
	1710-2700 MHz	3.5dBi		
	3400-3800MHz	5dBi		
	4.9-6000Mhz	7dBi		
VSWR		<2.5:1		
Nominal Radiated Efficiency*		> 70%		
Polarisation		Vertical		
Pattern		Omni-directional		
Impedance		50Ω		
Max Input Power (W)		30		
<b>Mechanical Data</b>				
Dimensions (mm)	Height mounted	164 (6.46")		
	Diameter	48(1.89")		
Operating Temp (°C)		-40° / +85°C ( -40° / 185°F )		
Material		ASA, aluminium, zinc plated steel		
Material Approvals		Radome ASA Material - UL 746C F2, UL 94-HB		
Colour		Black (B4BE-6-60) or White (B4BEW-6-60)		
Ingress Protection		IP66		
<b>Mounting Data</b>				
Fixing		Wall or mast mount		
Mounting Screw Diameter (mm)		4 (0.16")		
Weight (g)	188	219	390	
<b>Cable Data</b>				
Type		CS29 (Ultra-Low Loss)		
Diameter (mm)	5 (0.19")	2.8 (0.1")	5 (0.19")	
Length (m)	0.5 (1.5')	2 (6' 6")	5 (17')	
Termination		SMA Plug		

\* Peak gain and efficiency simulated in CST microwave studio on a bracket excluding cable loss

### Electrical Data - Cell

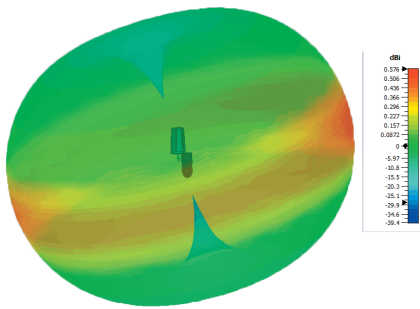
Typical VSWR\*



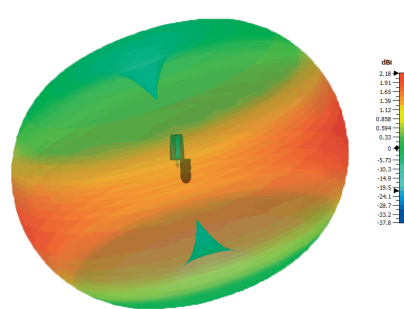
\*Red Plot =VSWR measured on supplied bracket with 5m (16') of CS29 cable. Green Plot = VSWR measured on supplied bracket with 0.5m (1.5') of CS29 cable.

### 3D Patterns - Cell

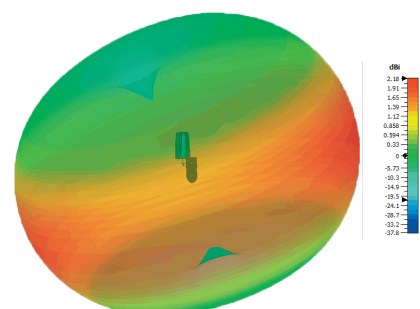
3D Plot (600 MHz)



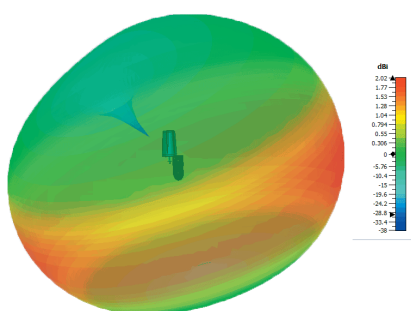
3D Plot (700MHz)



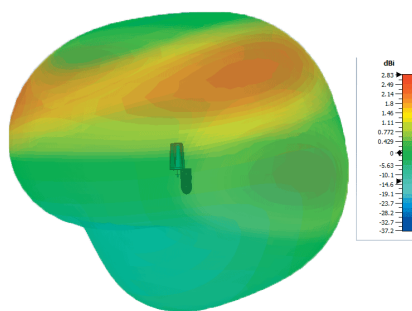
3D Plot (800MHz)



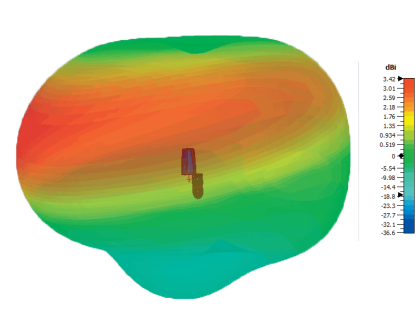
3D Plot (900MHz)



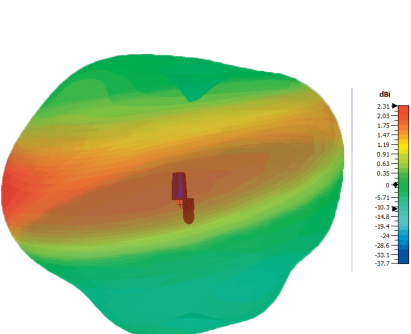
3D Plot (1800MHz)



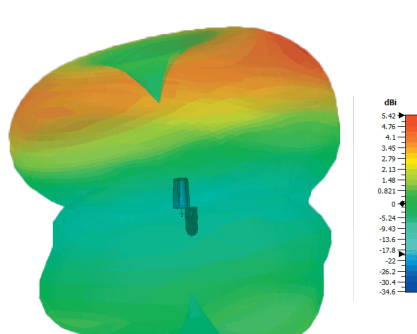
3D Plot (2100MHz)



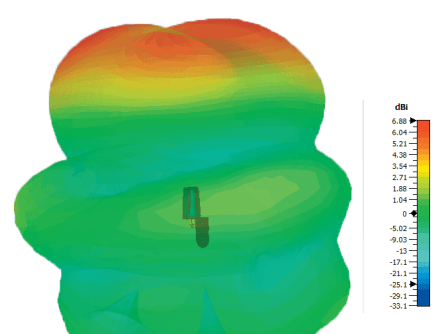
3D Plot (2600 MHz)



E Plane Plot (3600MHz)



H Plane Plot (5400MHz)



All measurements simulated in CST Microwave Studio without cable